

## 58 Series (Metallic, Aluminum)

### Technical Data Sheet

#### Product Group

#### Polyurethane Top Coat

#### Characteristics



Product Information

This two-component high-solids polyurethane finish is formulated for application to military aircraft and is designed to provide maximum protection from various chemicals, hydraulic fluids, aviation fuels, and corrosion-causing media.

Besides aluminum metallic FS17178 and FS27178, this product is also available in gloss, semi-gloss, and camouflage appearance (alternative TDS). Clear available in all gloss levels. This product line provides excellent performance with regard to cleanability, mar resistance, and surface smoothness in all gloss ranges.

This product 666-58-4095 is subject to International Traffic in Arms Regulations (ITAR).

#### Specifications



Qualified Product List

Boeing Long Beach	DPM 6330-1
Embarer	MEP 10-117, TY I
German Army WIWEB	TL 8010-0046
Italian Air Force	AER(EP).M-P-001
Mitsubishi	MMS 420
Northrop Grumman	GP110AEF
UK Ministry of Defense	BS 2X 34 Type A and B
US Military	MIL-PRF-85285, TYI CL H

Product specifications are constantly changing, to ensure the most accurate information regarding specifications, please check our online qualified product list (QPL) at [aerospace.akzonobel.com/products](https://aerospace.akzonobel.com/products).

#### Surface Conditions



Surface Preparation/  
Cleaning

Surface pretreatment is an essential part of the painting process.  
Apply 58 Series only over fresh or reactivated primed surfaces.  
Clean aged primer and sand/abrade to a uniform matt finish using grade P320 sandpaper or an aluminum oxide non-woven abrasive pad.  
Clean and degrease the surface with an approved cleaning solvent prior to application.  
Remove dust and debris with a clean tack rag or equivalent.

Recommended primers are as follows:  
-High solids 10P20-12, 10P20-13, 10P20-14, Alumigrip 10P8-11 or 10P20-44MNF, Aerodur HS 2121  
-Conventional solids Epoxy Primer 37035A  
-Waterborne 10PW20-4  
-Low Viscosity Aerodur 2100 MgRP

#### Instruction for Use



Spray Application (Mix Ratio)

	Volume
696-58-CXXX	3 parts
Curing Solution X-503	1 part


-Allow products to acclimatize to ambient conditions before use.  
-Stir or shake the base component thoroughly to a homogeneous state prior to the addition of the curing solution.  
-Add curing solution and stir the catalyzed mixture thoroughly prior to application.



Induction Time

30 minutes


58 Series (Metallic, Aluminum)



Initial Spraying Viscosity  
(25°C/77°F)


15 – 30 seconds Ford Cup #4  
25 – 75 seconds ISO Cup #4  
25 – 75 seconds Gardner Signature Zahn Cup #2

The use of the #4 Ford Cup for viscosity is a requirement of MIL-PRF-85285. The Zahn Cup and ISO Cup measurements are provided only as a reference for field application. They are not provided as quality control values.




Note

Viscosity measurements are provided as guidelines only and are not to be used as quality control parameters. Certified information is provided by certification documentation available on request.



Pot life (25°C/77°F)


4 hours



Dry Film Thickness (DFT)

43 – 58 µm  
1.7 – 2.3 mils


Application Recommendations



Conditions

Temperature: 15 – 35 °C  
59 – 95 °F

Relative Humidity: 35 – 75 %




Note

The quality of the application of all coatings will be influenced by the spray equipment chosen and the temperature, humidity, and airflow of the paint application area. When applying the product for the first time, it is recommended that test panels be prepared in order to identify the best equipment settings to be used in optimizing the performance and the appearance of the coating.

Equipment Recommendation	Spray gun type	Product supply	Fluid Pressure	Nozzle orifice	Product flow	Dynamic air pressure at gun-inlet *
	Conventional	N/A	N/A	1.2-1.4 mm	N/A	3-5 bar / 43-73 psi
	HVLP / Next Generation	N/A	N/A	1.2-1.4 mm	N/A	2-2.5 bar / 29-36 psi**
	Air Atomizing (electrostatic)	N/A	N/A	1.2-1.5 mm	230-350 ml/min	4-5 bar / 58-73 psi
	Pressure Atomizing (electrostatic)	N/A	124-172 bar / 1.8-2.5k psi	0.009-0.011 in / 60°	260-300 ml/min	4-4.5 bar / 58-65 psi


\*Measured with an open trigger.  
\*\*General advice to meet the HVLP / next-generation spray gun requirements. Please validate with your local authorities.



Number of Coats


Apply a single wet coat. Allow 30-45 minutes flash-off time between coats at ambient conditions. Apply a second wet coat to achieve the required dry film thickness.

Some colors may require a higher film thickness to achieve opacity (e.g., certain reds, yellows, and oranges). A base color may need to be applied first before application of the final color. This is to reduce the number of coats necessary for industrial hiding.



Note

Flash-off time refers to the elapsed time between the start of the first coat application and the start of the second coat application. Paint should have very little transfer when touched to indicate the paint is ready for application of the next coat.










Cleaning of Equipment


Use TR-19, TR-36, C28/15, MEK or a VOC-compliant solvent blend.

58 Series (Metallic, Aluminum)

Physical Properties

	Drying Times	25°C/77°F, 55% RH	
		Dry to Touch	4 hrs
		Dry to Tape	6 hrs
		Recoat Minimum	30 minutes
		Recoat Maximum	48 hours (with no reactivation).
		<ul style="list-style-type: none"><li>- 58 Series may be recoated with an additional application of 58 Series within 48 hours with no reactivation.</li><li>- If a drying time of 48 hours is exceeded, reactivate with P320 grade sandpaper or an aluminum oxide non-woven abrasive pad.</li><li>- 58 Series may be recoated up to 7 days when reactivated.</li></ul>	
		There are two force cure conditions possible.	
		1. To determine sufficient cure to be able to reduce dry to tape and handle components:	
		a. Induct mixed topcoat for 30 minutes	
		b. Apply	
		c. Air dry for one hour at 75°F (24°C)	
		d. Force cure for 2 hours at 120°F(49°C)	
		2. To determine sufficient cure to test the product for full cure properties:	
		a. Induct mixed topcoat for 30 minutes	
		b. Apply	
		c. Air dry for 24 hours at 75°F (24°C)	
		d. Force cure for 24 hours at 150°F(65°C)	
		The cure required will vary due to the efficiency of the oven being used (evacuating the solvent heavy air) and the amount of air movement in the oven. It is recommended to run tests to verify the required cure schedule.	
		Flash-off times, dry times, and recoat times will vary depending on combinations of temperature, humidity, and airflow. Temperature, wet film thickness, and flash-off time can affect gloss readings, so it is recommended to adhere to the application guidelines above.	
	Theoretical Coverage	19.6 m² per liter ready to apply at 25.4 µm dry film thickness	
		800 ft² per US gallon ready to apply at 1 mil dry film thickness	
	Dry Film Weight	32.8 – 39.7 g/m²/at 25.4 µm	
		.0067 - .0082 lbs/ft²/ at 1mil	
		Varies slightly with color and gloss.	
	Volatile Organic Compounds	Maximum 420 g/l.	
		Maximum 3.5 lbs/gal	
	Gloss	10-25 GU	696-58-C003
		90 GU minimum	696-58-C002
	Color	As required.	
	Flash Point	696-58-CXXX	25°C / 77°F
		Curing Solution X-503	39°C / 102°F

## 58 Series (Metallic, Aluminum)

	Storage	Store the product dry and at a temperature between 5 and 38°C / 41 and 100°F per AkzoNobel Aerospace Coatings specification. Store in the original unopened containers. Storage temperature and shelf life may vary per OEM specification requirements. Refer to the container label for specific storage life information.	
	Shelf life 5 - 38°C (41 - 100°F)	696-58-CXXX	24 months
		Curing Solution X-503	24 months

**Safety Precautions** Comply with all local safety, disposal and transportation regulations. Check the Material Safety Data Sheet (MSDS) and label of the individual products carefully before using the products. The MSDS's are available on request.

**Revision date: May 2024 (supersedes October 2023) - FOR PROFESSIONAL USE ONLY**

**IMPORTANT NOTE**  
The information in this data sheet is not intended to be exhaustive and is based on the present state of our knowledge and on current laws: any person using the product for any purpose other than that specifically recommended in the technical data sheet without first obtaining written confirmation from us as to the suitability of the product for the intended purpose does so at his own risk. It is always the responsibility of the user to take all necessary steps to fulfill the demands set out in the local rules and legislation. Always read the Material Data Sheet and the Technical Data Sheet for this product if available. All advice we give or any statement made about the product by us (whether in this data sheet or otherwise) is correct to the best of our knowledge but we have no control over the quality or the condition of the substrate or the many factors affecting the use and application of the product. Therefore, unless we specifically agree in writing otherwise, we do not accept any liability whatsoever for the performance of the product or for any loss or damage arising out of the use of the product. All products supplied and technical advice given is subject to our standard terms and conditions of sale. You should request a copy of this document and review it carefully. The information contained in this data sheet is subject to modification from time to time in the light of experience and our policy of continuous development. It is the user's responsibility to verify that this data sheet is current prior to using the product. Brand names mentioned in this data sheet are trademarks of or are licensed to AkzoNobel